



VIA FERRATA

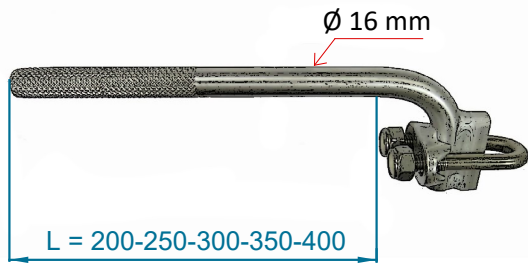
COMPLY WITH EN 16869:2017
Design/construction of Via Ferratas

FITONE IN BARRA ROTONDA Ø 16 - acciaio inox AISI 304
PER TRATTI VERTICALI

ROUND BAR ANCHOR Ø 16 - Stainless steel AISI 304
FOR VERTICAL SECTIONS

PITON EN BARREAU ROND Ø 16 - inoxydable AISI 304
POUR TRAITS VERTICAUX

ANCLAJE EN BAR REDONDA Ø 16 - inox AISI 304
ANCLAJES PARA TRAYECTORIAS VERTICALES



L 200 mm = Art. 246*

L 250 mm = Art. 247*

L 350 mm = Art. 249*

L 300 mm = Art. 248*

L 400 mm = Art. 250*

Dopo la resinatura, non toccare più l'ancoraggio piazzato e utilizzarlo non prima che siano trascorse 24 ore, meglio ancora se non almeno dopo 2/3 giorni (dipende dalla temperatura ambiente...). Rispettare comunque le indicazioni stabilite dalla fabbrica della resina utilizzata.

After the resin, do not touch the anchor and use it no earlier than 24 hours, even better if after 2/3 days (dependent on ambient temperature...). Please, comply with the directions set by the factory of the resin used.

Después de aver colocado el anclaje con la resina, no toque el anclaje y utilizarlo no antes de 24 horas, aún mejor si no menos después de 2/3 días (dependiendo de la temperatura ambiente...). Respetar las instrucciones de la resina utilizada, como escrito en las hoja tecnicas del producto.

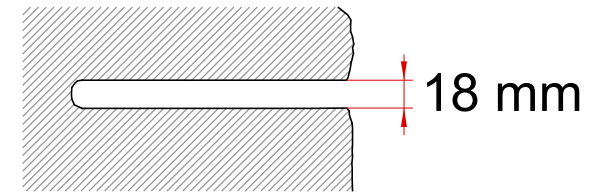
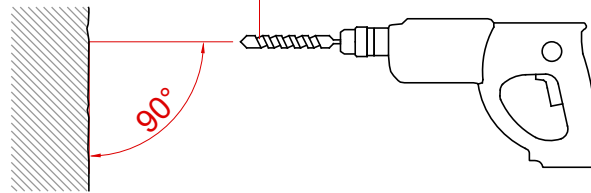
Après la résine, ne touchez pas l'ancre et l'utiliser placé au plus tôt 24 heures, encore mieux si pas moins après 2/3 jours (en fonction de la température ambiante ...). Toujours se conformer aux orientations fixées par l'usine de la résine utilisée.

INSTALLAZIONE CON RESINA
 INSTALACIÓN CON RESINA

INSTALLATION WITH RESIN
 INSTALLATION AVEC RÉSINE

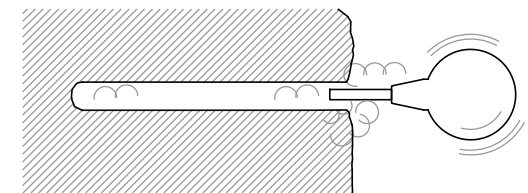
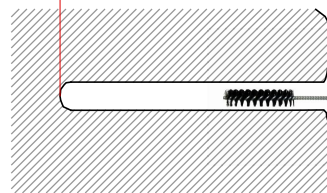
1

per gambo Ø 16, punta Ø 18
 for stem Ø 16, tip Ø 18
 por varilla Ø 16, punta Ø 18
 pour tige Ø 16, pointe Ø 18



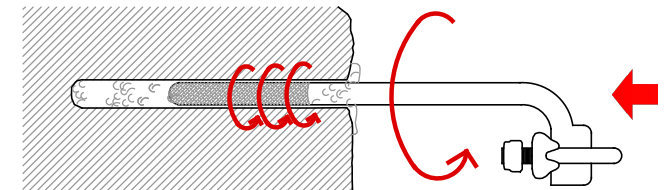
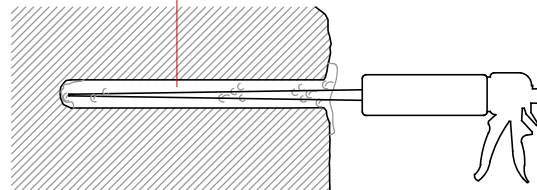
2

X = MIN 160 mm

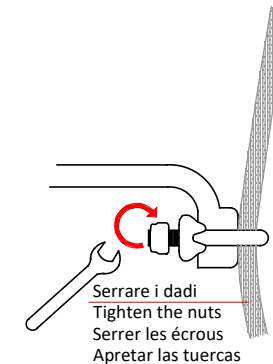
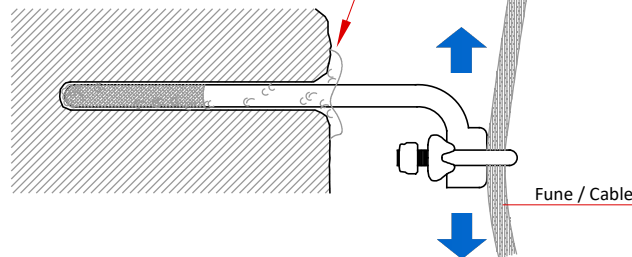



3


Resina bicomponente
 Two components resin
 Resina de dos componentes
 Résine à deux composants



OK!




 Leggere le istruzioni prima dell'uso
 Read instructions before use
 Lire les instructions avant utilisation
 Leer las instrucciones antes de su uso

 Direzione del carico
 Load direction
 Direction de la charge
 Dirección de la carga

ART. 246* - ART. 247* - ART. 248* - ART. 249* - ART. 250*