



# GRUPPO SOSTA

## art. 526 - 527

**Gruppo Sosta - acciaio inox AISI 316L**  
*Belay Station - Stainless steel AISI 316L*  
*Desquelgue – inoxidable AISI 316L*  
*Ensemble - inox AISI 316 L*

### MADE IN ITALY



**Art. 526**  
 2 ROCK Ø10 + 2 catene ritorte +  
 1 anello Ø10 + 2 R5000

Peso Weight Peso Poids 655 g

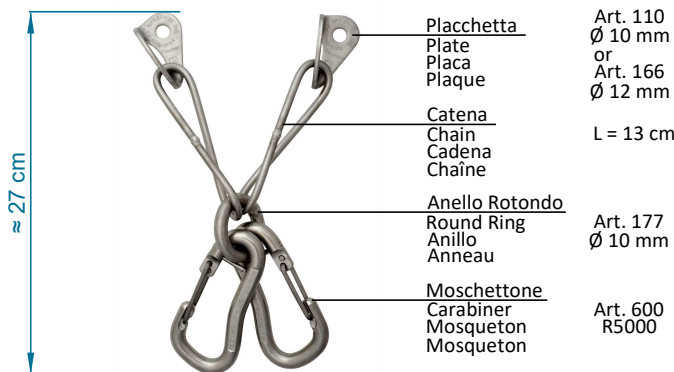


**Art. 527**  
 2 ROCK Ø12 + 2 catene ritorte +  
 1 anello Ø10 + 2 R5000

Peso Weight Peso Poids 655 g

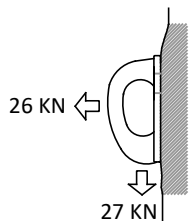
Art. 526 - 527

### Nomenclatura Nomenclature

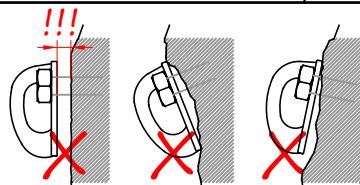
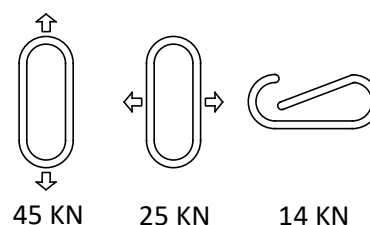


Vedi le schede tecniche dei singoli prodotti: art. 600 e art. 110/166  
 See the technical data sheets of the songol products: art. 600 and art. 110/166  
 Ver las fichas técnicas de los productos individuales: art. 600 y art. 110/166  
 Voir les fiches techniques des différents produits: art. 600 et art. 110/166

Resistenza effettiva della placchetta  
 Effective strenght of the plate  
 Resistencia efectiva de la placa  
 Résistance effective de la plaque



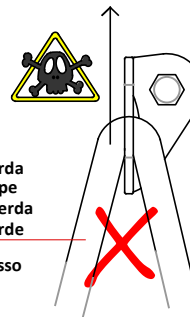
Resistenza effettiva del moschettone  
 Effective strenght of the carabiner  
 Resistencia efectiva del mosqueton  
 Résistance effective du mosqueton



**WARNING,  
DANGER!!!**

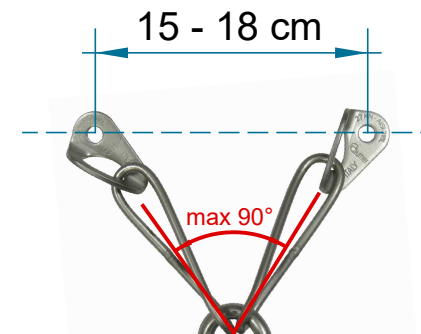
Non inserire la corda nella catena per la Calata regolata dal basso  
 Do not put the rope in the chain for the Abseil descent  
 No ponga la cuerda en la cadena por hacer Descenso en rápel  
 Ne pas mettre la corde dans la chaîne pour Descente en moulinette

Calata regolata dal basso  
 Abseil descent  
 Descenso en rápel  
 Descente en moulinette



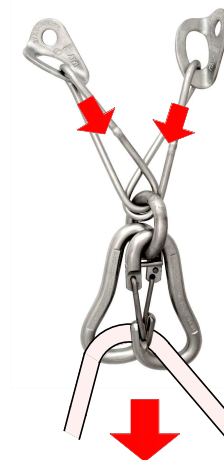
Corda  
 Rope  
 Cuerda  
 Corde

Posizionare le placchette lungo la linea orizzontale  
 Place the plates along the horizontal line  
 Colocar las placas a lo largo de la línea horizontal  
 Placer les plaques le long de la ligne horizontale



Orientare la placchetta nella direzione del carico  
 Orient the plate in the direction of the load  
 Orientar la placa en la direcció de la carga  
 Orienter la plaque dans la direction de la charge

**Inserire la corda in entrambi i moschettoni**  
**Put the rope in both carabiners**  
**Insérte el cable en ambos mosquetones**  
**Insérez la corde dans les deux mousquetons**



- USARE IN AMBIENTE INDOOR O IN PARETI ARTIFICIALI ALL'APERTO  
 - INDOOR USE OR USE IN ARTIFICIAL OUTDOOR WALLS  
 - UTILISATION À L'INTÉRIEUR OU IN ARTIFICIEL MURS À L'EXTÉRIEUR  
 - USO INDOOR O EN PAREDES EXTERIORES ARTIFICIALES